

## GA8 Tool Operated Compartment Lock

### Features

- Two styles of 'quarter-turn' fasteners, using standard housings and fittings so they are interchangeable with key-operated models
- Both are available in 19 mm and 30 mm lengths
- 'Recess-square' model allows relatively high turning force to be applied (using the 8 mm T-key)
- 'Coin-op' model is used as a convenient catch, opened with almost any coin or screwdriver blade
- 90° rotation

### Material

- Steel, bright chromium plated

### Notes

- Cam pawl reversible, can be fitted at 45° intervals
- T-key (**G00726**) for recessed-square locks sold separately
- Wide choice of cam pawls, finish options and accessory items available

**GA8-G01109**  
(19 mm)



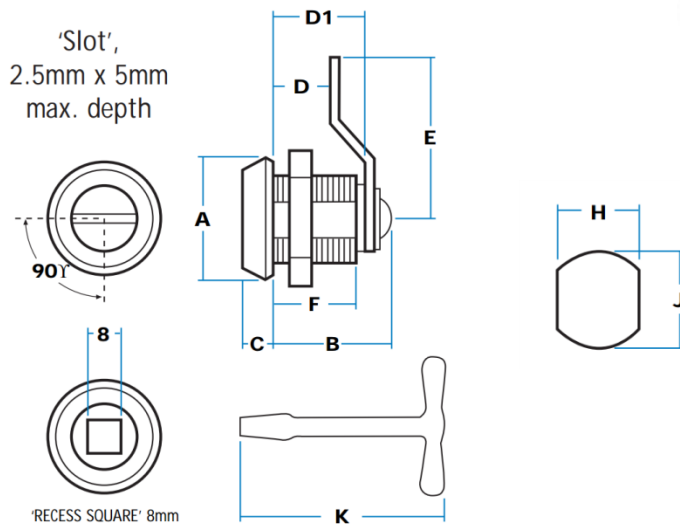
**GA8-G01110**  
(30 mm)



**GA8-G35310**  
(19 mm)



**GA8-G01385**  
(30 mm)



Part No.	Housing	Key	A	B	C	D	D1	E	F	H	J	K
<b>GA8-35310</b>	19 mm	Coin-Op	26	27	6	12	19	37	15	17.5	20	62
<b>GA8-G01109</b>		Recess-Square										
<b>GA8-01385</b>	30 mm	Coin-Op		38		23	30		30			
<b>GA8-G01110</b>		Recess-Square										

### Available Accessories Sold Separately



**G00858**  
(Finger pull)

Black, moulded design which improves access to cabinet door. Suits all models.



**G00928**  
(Moulded weathershield)

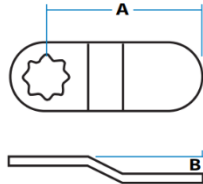
Black PVC cover for weather-protection. Suits all round-face locks.

## Cam Pawl Options for Compartment Lock Series

### Features


- These are some of the more commonly-used latch bars for our compartment lock range. All are made in mild steel, 15 mm x 2.2 mm, and zinc-plated, with an 8-sided hole to accept 8 mm-square drive (unless otherwise noted). All are reversible.
- Standard lock models are normally fitted with the 'cranked' pawl (**G01906**) or the 'straight' pawl (**G03640**). However, any of these options can be provided on request, and special pawls made-to-order where volumes are appropriate
- A range of 3 mm heavy-duty bars with raised cam-form is also available and is shown separately

### Cranked Latch Pawl



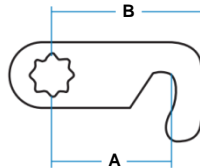
Part No.	A	B
<b>G01906</b>	36	8
<b>G00033</b>	30	4

### Straight Latch Pawl



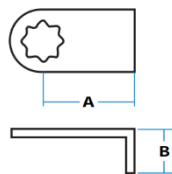
Part No.	A
<b>G00526</b>	23
<b>G03640</b>	35
<b>G35232</b>	51
<b>G00458</b>	76

### Hooked Latch Pawl



Part No.	A	B
<b>G23563</b>	24	32
<b>G00509</b>	30	36

### Plunger Type Latch Pawl



Part No.	A	B
<b>G00960</b>	8	14
<b>G02051</b>	10	13
<b>G01907</b>	13	17
<b>G00474</b>	10	30

### Special Latch Pawl



Note: These latch bars have 4-sided hole only

